

## Generation of spin-motion entanglement in a trapped ion using long-wavelength radiation

Article (Published Version)

**Citation:**

Lake, K, Weidt, S, Randall, J, Standing, E D, Webster, S C and Hensinger, W K (2015) Generation of spin-motion entanglement in a trapped ion using long-wavelength radiation. *Physical Review A*, 91 (1). 0123191-0123195. ISSN 1050-2947

This version is available from Sussex Research Online: <http://sro.sussex.ac.uk/52413/>

This document is made available in accordance with publisher policies and may differ from the published version or from the version of record. If you wish to cite this item you are advised to consult the publisher's version. Please see the URL above for details on accessing the published version.

**Copyright and reuse:**

Sussex Research Online is a digital repository of the research output of the University.

Copyright and all moral rights to the version of the paper presented here belong to the individual author(s) and/or other copyright owners. To the extent reasonable and practicable, the material made available in SRO has been checked for eligibility before being made available.

Copies of full text items generally can be reproduced, displayed or performed and given to third parties in any format or medium for personal research or study, educational, or not-for-profit purposes without prior permission or charge, provided that the authors, title and full bibliographic details are credited, a hyperlink and/or URL is given for the original metadata page and the content is not changed in any way.

# Generation of spin-motion entanglement in a trapped ion using long-wavelength radiation

K. Lake,<sup>1</sup> S. Weidt,<sup>1</sup> J. Randall,<sup>1,2</sup> E. D. Standing,<sup>1</sup> S. C. Webster,<sup>1</sup> and W. K. Hensinger<sup>1,\*</sup>

<sup>1</sup>*Department of Physics and Astronomy, University of Sussex, Brighton BN1 9QH, England, United Kingdom*

<sup>2</sup>*QOLS, Blackett Laboratory, Imperial College London, London SW7 2BW, England, United Kingdom*

(Received 5 September 2014; published 14 January 2015)

Applying a magnetic-field gradient to a trapped ion allows long-wavelength radiation to produce a mechanical force on the ion's motion when internal transitions are driven. We demonstrate such a coupling using a single trapped  $^{171}\text{Yb}^+$  ion and use it to produce entanglement between the spin and motional state, an essential step toward using such a field gradient to implement multiqubit operations.

DOI: [10.1103/PhysRevA.91.012319](https://doi.org/10.1103/PhysRevA.91.012319)

PACS number(s): 03.67.Bg, 03.67.Lx, 37.10.Ty, 42.50.Dv

## I. INTRODUCTION

Systems of trapped ions have proven to be an ideal physical system for demonstrating small-scale quantum information processing and quantum simulation [1–5]. By making use of the strong motional coupling between co-trapped ions, numerous different implementations of high-fidelity quantum gates between individual ions have been demonstrated [6–10]. Many of these implementations make use of spin dependent forces which allow the use of ions in thermal motion.

Producing quantum devices that match or exceed the capabilities offered by current “classical” computers will require scaling the systems to much larger numbers of ions, with large numbers of gate operations performed in parallel. For gates based on laser radiation this will require laser light with high powers that has minimal intensity fluctuations as well as intricate optical control to deliver the light to the correct ions without cross-talk [11]. One possible alternative to this is to instead make use of microwave or radio-frequency (RF) radiation to drive gates since the generation of intense stable radiation at these frequencies is much easier. Such long-wavelength radiation by itself is, however, not able to generate the forces required to implement these multi-ion gates.

A magnetic-field gradient at the position of the ions can create a state dependent force which increases the coupling of the radiation to the ion's motional state [12] and would allow a broad range of gates previously implemented using laser light to instead be driven by long-wavelength radiation. Such a field gradient also allows for individual addressing of trapped ions by a global radiation field with extremely small cross-talk [13,14], as well as producing an intrinsic spin-spin coupling between ions even when no microwave or RF radiation is applied, which can be used for gate operations [5]. Another approach is to place the ions in the near-field oscillating magnetic-field gradient of a microwave waveguide or waveguide cavity [15,16] to enable the coupling to the motion allowing for multi-ion gates.

Here we report on the use of microwave radiation in conjunction with a large static magnetic-field gradient to generate a coupling between the internal and motional states of a trapped ion and we demonstrate spin-motion entanglement using this method. This coupling could then be used to

implement multiqubit quantum gates such as the Mølmer-Sørensen gate [17,18]. We demonstrate this coupling by using it to produce entanglement between the internal spin state of a single trapped ion and its external motional state (a Schrödinger cat state), a single-ion version of the multi-ion Mølmer-Sørensen gate [19,20].

A measure of the coupling strength of radiation to a motional mode of a trapped ion is given by the Lamb-Dicke parameter  $\eta = k_z z_0$ , where  $k_z$  is the projection of the effective wave vector along the mode direction and  $z_0 = \sqrt{\hbar/2m\nu_z}$  is the spatial extent of the ground-state wave function of the mode. The effective wave vector is the wave vector  $\mathbf{k}$  of the coupling radiation field for single-photon transitions, and the difference wave vector  $\delta\mathbf{k} = \mathbf{k}_1 - \mathbf{k}_2$  for stimulated Raman transitions.  $m$  is the mass of the ion and  $\nu_z$  is the frequency of the motional mode. The Lamb-Dicke parameter is negligibly small for transitions driven between hyperfine states of the ground state of  $^{171}\text{Yb}^+$  which lie in the microwave regime, however applying a static magnetic-field gradient to the ion produces an effective Lamb-Dicke parameter

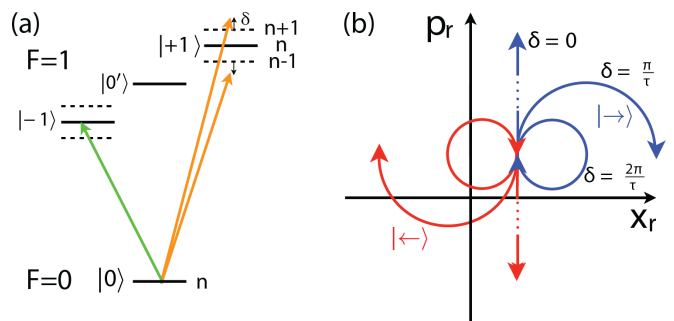


FIG. 1. (Color online) (a) Energy-level diagram of the ground state of  $^{171}\text{Yb}^+$  consisting of the  $F=0$  state  $|0\rangle$  and three  $F=1$  states  $|-1\rangle$ ,  $|0'\rangle$ , and  $|+1\rangle$ . Due to the presence of a magnetic-field gradient a single microwave field (indicated in green) can drive motional state changing transitions from  $|0\rangle$  to either  $|-1\rangle$  or  $|+1\rangle$ . A pair of microwave fields with equal but opposite detunings  $\delta$  from the two motional sidebands (shown in orange) produces a spin-dependent Mølmer-Sørensen force on the ion. (b) The Mølmer-Sørensen force displaces the two orthogonal spin states (both equal superpositions of  $|0\rangle$  and in this case  $|+1\rangle$  with phases related to the phases of the driving fields) in opposite directions in motional phase space. The displacements describe circular arcs in phase space, with one complete circle obtained for a driving time  $\tau = 2\pi/\delta$ .

\*w.k.hensinger@sussex.ac.uk

$\eta_{\text{eff}} = z_0 \Delta F / \hbar v_z$  where  $\Delta F$  is the differential force experienced by the two ionic states involved in the transition [12].

For the transition  $|0\rangle \leftrightarrow |+1\rangle$  [see Fig. 1(a) for state definitions] and an ion experiencing a magnetic field  $B = B_0 + z \partial_z B$ ,  $\Delta F = \mu_B \partial_z B$ , resulting in an effective Lamb-Dicke parameter of

$$\eta_{\text{eff}} = \frac{z_0 \mu_B \partial_z B}{\hbar v_z} = \frac{\mu_B \partial_z B}{\sqrt{2m \hbar v_z^3/2}}. \quad (1)$$

## II. CREATING A LARGE MAGNETIC-FIELD GRADIENT

To create a magnetic-field gradient along the trap axis four permanent magnets are integrated into the structure of the trap electrodes, as shown in Fig. 2. The magnets are made of samarium cobalt, which combines a high residual magnetic flux density with a high Curie temperature of 800 °C. This minimizes possible demagnetization of the magnets during the baking of the vacuum system. The magnets are coated in nickel copper nickel to ensure they are UHV compatible and machined to a nominal precision of 50  $\mu\text{m}$ . While the magnets are designed to produce a null at the trap center, imperfections in magnet placement requires offset fields of  $\sim 100$  G to be applied by external field coils to leave a small bias field at the ion's position.

The magnetic-field gradient was determined by measuring the  $|0\rangle \leftrightarrow |-1\rangle$  transition frequencies of a pair of trapped ions. Both ions are prepared in  $F = 0$ , and after the application of microwave radiation equivalent to a  $\pi$  pulse it is determined if an ion has transitioned to  $F = 1$ . A description of the methods used for preparation and measurement of the hyperfine state is given in [22]. Figure 3 shows the resultant probability of at least one ion being transferred to  $F = 1$  as a function of the frequency of the microwave pulse; the two peaks separated by  $\Delta\omega = 2\pi \times 2.71$  MHz correspond to the two different transition frequencies of the different ions. In order

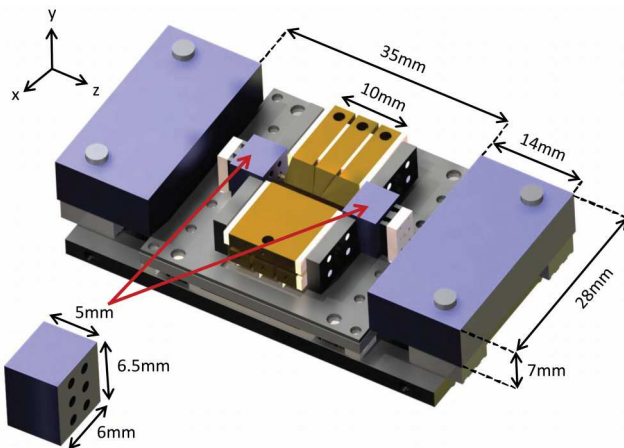


FIG. 2. (Color online) Schematic diagram showing the integration of the magnets into the trap structure. The four magnets are colored blue, and the trap electrodes are colored golden. The smaller pair of magnets have holes machined in them to allow the trap's compensation electrodes to pass through them. See [21] for a full description of the trap structure.

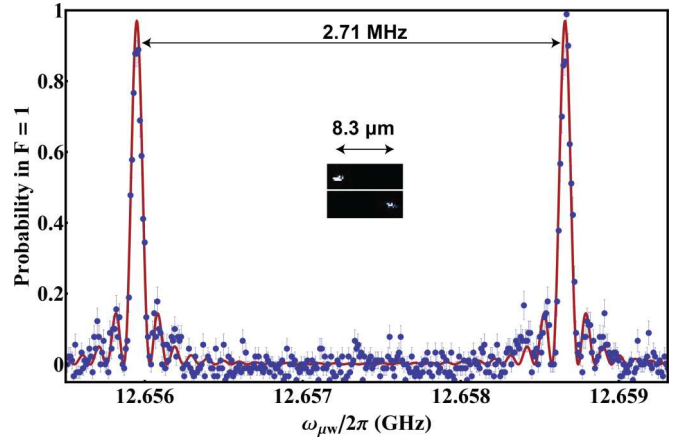


FIG. 3. (Color online) The probability to drive the  $|0\rangle \leftrightarrow |-1\rangle$  transition for two ions trapped in a magnetic-field gradient. The gradient causes the transition frequencies to be different, allowing for individual addressing in frequency space. The red line is a theory curve describing the sum of two transition probabilities, with the two resonant transition frequencies and the Rabi frequency as free parameters. The axial secular frequency  $v_z$  was measured to be  $2\pi \times 268$  kHz, implying an axial magnetic-field gradient of  $23.3(6)$   $\text{Tm}^{-1}$ . Each point is an average of 200 measurements.

to accurately determine the spatial separation between the two ions we measure the axial center of mass frequency  $v_z$  by performing motional sideband spectroscopy (as described in the next section). From this we measure  $v_z = 2\pi \times 268$  kHz and calculate an ion-ion separation of  $8.3$   $\mu\text{m}$ , giving an axial magnetic-field gradient  $\partial_z B$  of  $23.3(6)$   $\text{Tm}^{-1}$ .

Any drift in the magnetic field or ion positions during the course of the scan will lead to an error in the gradient measurement. By interleaving the data taking for the measurements of the two resonant frequencies they can be measured near simultaneously, eliminating the effect of drifts. This measurement gives a more accurate gradient measurement of  $23.6(3)$   $\text{Tm}^{-1}$ .

This figure also illustrates the near perfect individual addressing of co-trapped ions illuminated by a global radiation field. The nonresonant excitation probability is less than  $(\Omega/\Delta\omega)^2$  [5] and for a Rabi frequency of  $2\pi \times 40$  kHz this corresponds to a probability of less than  $2 \times 10^{-4}$ .

## III. SPIN-MOTION ENTANGLEMENT

For the  $|0\rangle \leftrightarrow |+1\rangle$  transition in  $^{171}\text{Yb}^+$ , trapped with an axial motional frequency  $v_z = 2\pi \times 268$  kHz, the effective Lamb-Dicke parameter resulting from the magnetic-field gradient is  $\eta_{\text{eff}} = 0.013$ . While this is smaller than Lamb-Dicke parameters generated by laser fields (a pair of counterpropagating Raman beams near the  $S_{1/2} \leftrightarrow P_{1/2}$  transition give  $\eta = 0.36$  for this trap frequency), it can be used to produce a two-qubit gate [17].

Figure 4 demonstrates the existence of this motional coupling, by showing the presence of sidebands separated from the carrier transition frequency by the motional trap frequency. From the theory curve in Fig. 4 a mean motional excitation following Doppler cooling of  $\bar{n} = 290(50)$  has been determined, assuming a thermal distribution. While this is

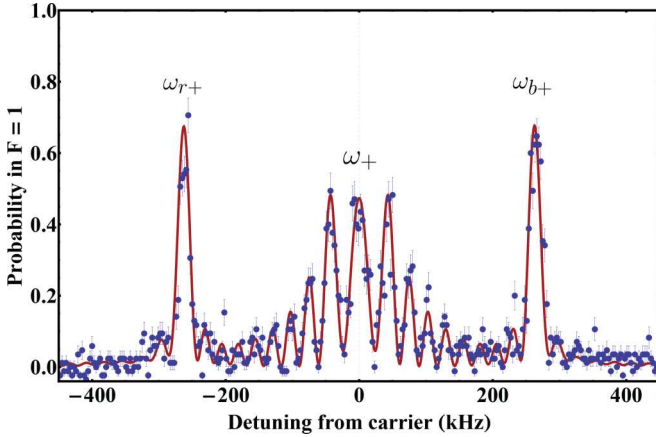


FIG. 4. (Color online) Probability of exciting an ion to  $F = 1$  as a function of frequency for a  $40\text{-}\mu\text{s}$  microwave pulse, clearly showing the resolved sideband structure of the transition. The sideband peaks are separated in frequency from the carrier by the secular frequency,  $\nu_z/2\pi = 268$  kHz. The carrier Rabi frequency is  $2\pi \times 46$  kHz. Each point is an average of 200 measurements. The red line is a theory curve classically summing up the responses on the carrier and two sidebands with a carrier Rabi frequency of  $2\pi \times 46$  kHz, with a secular frequency of  $\nu_z/2\pi = 268$  kHz, and with  $\bar{n}$  as a free parameter. The thermal distribution of phonon states determined from this curve is  $\bar{n} = 290(50)$ .

far from the ground state, the ion is still well within the Lamb-Dicke regime.

By applying a pair of microwave fields to the ion, one detuned from the blue sideband and the other with equal but opposite detuning from the red sideband, a state dependent force can be produced. Driving an ion with this force can result in the production of a Schrödinger cat state, where the ion's spin is entangled with its motional state [19,20]. This state dependent force is the same as is applied to two or more ions to perform a Mølmer-Sørensen entangling gate [17,23], and its application to a single ion is an important precursor to being able to perform such a gate driven by microwave radiation. The Mølmer-Sørensen gate only requires that the ions are in the Lamb-Dicke regime, making it a powerful tool for quantum logic with trapped ions.

The Hamiltonian describing our system where two microwave fields of equal Rabi frequency  $\Omega$  with frequencies  $\omega_+ + \nu_z - \delta$  and  $\omega_+ - \nu_z + \delta$  are applied to the ion, after making the rotating wave approximation and moving to the interaction picture, can be written as

$$\hat{H}_I = \frac{\hbar\eta_{\text{eff}}\Omega}{2}(\sigma_+ + \sigma_-)(\hat{a}^\dagger e^{-i\delta t} + \hat{a}e^{i\delta t}) \quad (2)$$

where for simplicity we have set the phases of the microwave fields to zero. Such a Hamiltonian causes a spin dependent displacement of the motional state, specifically on the spin states  $|\rightarrow\rangle = (|0\rangle + |1\rangle)/\sqrt{2}$  and  $|\leftarrow\rangle = (|0\rangle - |1\rangle)/\sqrt{2}$ , as shown in the phase space diagram in Fig. 1(b). Different choices for the microwave phases would result in different phases of these spin superpositions. The evolution of the system is described by the unitary operator

$$U(t) = D(\alpha(t))|\rightarrow\rangle\langle\rightarrow| + D(-\alpha(t))|\leftarrow\rangle\langle\leftarrow|. \quad (3)$$

Here  $D(\alpha)$  is a motional displacement operator,  $\alpha(t) = \alpha_0(1 - e^{-i\delta t})$  describes a circular motion of the ion's displacement in phase space with  $\alpha_0 = \eta_{\text{eff}}\Omega/2\delta$  and we ignore a global phase caused by the displacement [20,24].

An ion initially in the state  $|0\rangle$  can be written in the Mølmer-Sørensen spin basis as the superposition  $(|\rightarrow\rangle + |\leftarrow\rangle)/\sqrt{2}$ . Under the application of the Mølmer-Sørensen force the two spin states undergo different motional displacements, causing entanglement between the ion's spin and motional states. These different displacements mean that the two spin states can in principle be distinguished, and so if the ion's spin is measured the superposition of spin states is dephased, reducing the probability of measuring the ion to still be in  $|0\rangle$ , with the degree of dephasing depending on the distinguishability of the two motional states. The spin is least sensitive to such displacement-induced depolarization if initially prepared in the  $n = 0$  ground state (i.e., the coherent state  $|\alpha = 0\rangle$ ), in which case the state evolves as

$$|\psi(t)\rangle = \frac{1}{\sqrt{2}}(|\rightarrow\rangle|\alpha(t)\rangle + |\leftarrow\rangle|-\alpha(t)\rangle). \quad (4)$$

The probability for the ion to be in the state  $|+1\rangle$  is then given by

$$P_{|+1\rangle} = |\langle +1|\psi(t)\rangle|^2 = \frac{1}{2} - \frac{1}{2} \exp\left(-2\left|\frac{\eta_{\text{eff}}\Omega}{2\delta}(1 - e^{-i\delta t})\right|^2\right). \quad (5)$$

For increasing energy of the initial motional state, the sensitivity of the state  $|0\rangle$  to depolarization increases, such that if the ion begins in a thermal state characterized by mean vibrational occupation number  $\bar{n}$ , Eq. (5) is modified to read [20]

$$P_{|+1\rangle} = \frac{1}{2} - \frac{1}{2} \exp\left(-2(2\bar{n} + 1)\left|\frac{\eta_{\text{eff}}\Omega}{2\delta}(1 - e^{-i\delta t})\right|^2\right). \quad (6)$$

Figure 5 shows the result of applying the Mølmer-Sørensen force to a single  $^{171}\text{Yb}^+$  ion with variable detuning  $\delta$  for a time  $\tau = 180\text{ }\mu\text{s}$ , before measuring the spin state. The amount of depolarization of the initial  $|0\rangle$  state varies with detuning, with the depolarization periodically reducing close to zero, at detunings  $\delta_j = 2\pi j/\tau$  for nonzero integers  $j$ . These detunings correspond to the zero resultant microwave-induced displacements after the application of the pulses, the spin states having undergone  $j$  complete loops in phase space resulting in no residual entanglement between spin and motion. The maximum distance between the two motional states in phase space occurs when  $\delta = 0$ . For the parameters used in Fig. 5, the maximum distance is  $\Delta\alpha_{\text{max}} = 0.28$ .

The solid line in Fig. 5 is the result of applying Eq. (6) with the known carrier Rabi frequency  $\Omega/2\pi = 35$  kHz and an initial thermal excitation of  $\bar{n} = 110$  (the cooling parameters were further optimized compared with the data shown in Fig. 4 resulting in a significantly lower  $\bar{n}$ ). Since  $\bar{n} \gg 1$ , only a small displacement in phase space between the two spin states is required to produce complete depolarization. Such a spin dependent force is essential to being able to implement a Mølmer-Sørensen entangling gate.

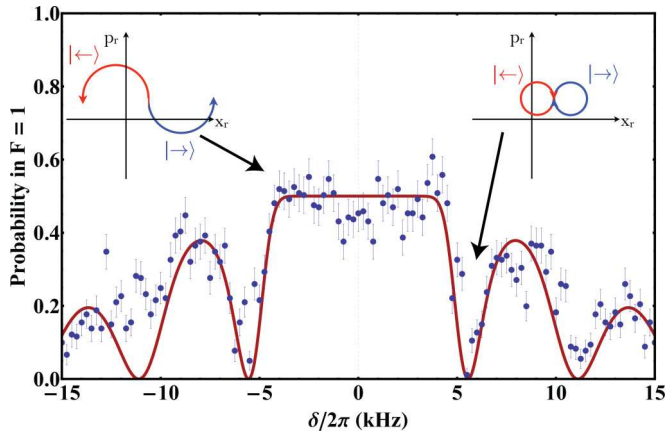


FIG. 5. (Color online) Probability of an ion initially in the  $|0\rangle$  state being in  $F = 1$  after the application of a Mølmer-Sørensen force to the  $|0\rangle \leftrightarrow |+1\rangle$  transition for a fixed time  $\tau = 180 \mu\text{s}$ . The carrier Rabi frequency  $\Omega$  was  $2\pi \times 35$  kHz. Each point is an average of 200 measurements. A theory line is also shown for an initial thermal excitation  $\bar{n} = 110$ . The data points deviate from the theory line for a detuning of  $-11$  kHz due to slow drifts in the applied magnetic field that were not compensated for when taking the data. The insets show the displacement of the orthogonal spin states in motional phase space for different detunings.

#### IV. CONCLUSION

We have described the creation of a large magnetic-field gradient in the center of an ion trap and demonstrated that it

can produce a significant coupling between an ion's spin state and its motion when driven by microwave radiation. We then used this coupling to create a spin dependent force to generate entanglement between spin and motion, an important step to being able to produce a Mølmer-Sørensen gate between two ions using microwave radiation.

This coupling requires a transition which is very sensitive to a magnetic field to be realized, which can result in low decoherence times due to environmental fluctuations in the field. By dressing the ion with microwave fields, the decoherence time of the qubit can be massively increased, while still retaining the coupling due to the field gradient [18,22]. This will allow multiqubit quantum gates to be realized using microwave fields.

#### ACKNOWLEDGMENTS

We would like to thank Diego Porras for useful discussions. This work is supported by the UK Engineering and Physical Sciences Research Council (Grants No. EP/E011136/1 and No. EP/G007276/1), the European Commission's Seventh Framework Programme (FP7/2007-2013) under Grant Agreement No. 270843 (iQIT), the Army Research Laboratory under Cooperative Agreement No. W911NF-12-2-0072, and the University of Sussex. The views and conclusions contained in this document are those of the authors and should not be interpreted as representing the official policies, either expressed or implied, of the US Army Research Laboratory or the US Government. The US Government is authorized to reproduce and distribute reprints for Government purposes notwithstanding any copyright notation herein.

- [1] J. P. Home, D. Hanneke, J. D. Jost, J. M. Amini, D. Leibfried, and D. J. Wineland, *Science* **325**, 1227 (2009).
- [2] K. Kim, M. S. Chang, S. Korenblit, R. Islam, E. E. Edwards, J. K. Freericks, G. D. Lin, L. M. Duan, and C. Monroe, *Nature (London)* **465**, 590 (2010).
- [3] B. P. Lanyon, C. Hempel, D. Nigg, M. Müller, R. Gerritsma, F. Zähringer, P. Schindler, J. T. Barreiro, M. Rambach, G. Kirchmair, M. Hennrich, P. Zoller, R. Blatt, and C. F. Roos, *Science* **334**, 57 (2011).
- [4] H. Häffner, C. Roos, and R. Blatt, *Phys. Rep.* **469**, 155 (2008).
- [5] A. Khromova, C. Piltz, B. Scharfenberger, T. F. Gloger, M. Johanning, A. F. Varón, and C. Wunderlich, *Phys. Rev. Lett.* **108**, 220502 (2012).
- [6] C. A. Sackett, D. Kielpinski, B. E. King, C. Langer, V. Meyer, C. J. Myatt, M. Rowe, Q. A. Turchette, W. M. Itano, D. J. Wineland, and C. Monroe, *Nature (London)* **404**, 256 (2000).
- [7] D. Leibfried, B. DeMarco, V. Meyer, D. Lucas, M. Barrett, J. Britton, W. M. Itano, B. Jelenkovic, C. Langer, T. Rosenband, and D. J. Wineland, *Nature (London)* **422**, 412 (2003).
- [8] F. Schmidt-Kaler, H. Häffner, M. Riebe, S. Gulde, G. P. T. Lancaster, T. Deuschle, C. Becher, C. F. Roos, J. Eschner, and R. Blatt, *Nature (London)* **422**, 408 (2003).
- [9] J. P. Home, M. J. McDonnell, D. M. Lucas, G. Imreh, B. C. Keitch, D. J. Szwer, N. R. Thomas, S. C. Webster, D. N. Stacey, and A. M. Steane, *New J. Phys.* **8**, 188 (2006).
- [10] J. Benhelm, G. Kirchmair, C. F. Roos, and R. Blatt, *Nat. Phys.* **4**, 463 (2008).
- [11] D. Leibfried, E. Knill, C. Ospelkaus, and D. J. Wineland, *Phys. Rev. A* **76**, 032324 (2007).
- [12] F. Mintert and C. Wunderlich, *Phys. Rev. Lett.* **87**, 257904 (2001).
- [13] M. Johanning, A. Braun, N. Timoney, V. Elman, W. Neuhauser, and C. Wunderlich, *Phys. Rev. Lett.* **102**, 073004 (2009).
- [14] C. Piltz, T. Sriarunothai, A. F. Varón, and C. Wunderlich, *Nat. Commun.* **5**, 4679 (2014).
- [15] C. Ospelkaus, C. E. Langer, J. M. Amini, K. R. Brown, D. Leibfried, and D. J. Wineland, *Phys. Rev. Lett.* **101**, 090502 (2008).
- [16] C. Ospelkaus, U. Warring, Y. Colombe, K. R. Brown, J. M. Amini, D. Leibfried, and D. J. Wineland, *Nature (London)* **476**, 181 (2011).
- [17] A. Sørensen and K. Mølmer, *Phys. Rev. A* **62**, 022311 (2000).
- [18] N. Timoney, I. Baumgart, M. Johanning, A. F. Varón, M. B. Plenio, A. Retzker, and C. Wunderlich, *Nature (London)* **476**, 185 (2011).
- [19] C. Monroe, D. M. Meekhof, B. E. King, and D. J. Wineland, *Science* **272**, 1131 (1996).
- [20] P. C. Haljan, K.-A. Brickman, L. Deslauriers, P. J. Lee, and C. Monroe, *Phys. Rev. Lett.* **94**, 153602 (2005).

- [21] J. J. McLoughlin, A. H. Nizamani, J. D. Siverns, R. C. Sterling, M. D. Hughes, B. Lekitsch, B. Stein, S. Weidt, and W. K. Hensinger, *Phys. Rev. A* **83**, 013406 (2011).
- [22] S. C. Webster, S. Weidt, K. Lake, J. J. McLoughlin, and W. K. Hensinger, *Phys. Rev. Lett.* **111**, 140501 (2013).
- [23] K. Mølmer and A. Sørensen, *Phys. Rev. Lett.* **82**, 1835 (1999).
- [24] Note however that this global phase is the cause of the entangling effect when such a force is applied to two ions to drive a Mølmer-Sørensen gate.